




The following table lists the prevalence of each multiplex autoantibody in various CTD's. It is important to remember that many of these autoantibodies, while quite specific for individual diseases, are relatively insensitive and may be absent in patients with disease. Close correlation with the clinical presentation is key to the diagnosis of CTD's.

Association of Disease and Antibody Patterns

Bio-Rad Laboratories  BIOPLEX 2200 SYSTEM								
Association of Disease and Antibody Patterns		BioPlex 2200 ANA Screen Antibody Prevalence						
IFA Pattern	Antibody	Targeted Connective Tissue Diseases					Normal Population	
		Systemic Lupus Erythematosus ¹	Systemic Lupus Erythematosus ²	Mixed Connective Tissue Disease ²	Sjögren's Syndrome ²	Scleroderma ²	Polymyositis ²	Blood bank ³
Speckled	SSA (60kD + 52kD)	52%	33%	13%	>80%	23%	42%	<2%
	SSB	27%	13%	<2%	>80%	5%	<2%	<2%
	Sm	42%	15%	31%	<2%	5%	8%	<2%
	Sm RNP	45%	23%	>80%	<2%	7%	<2%	<2%
	RNP (A + 68kD)	48%	22%	>80%	<2%	9%	8%	2%
Homogeneous	Chromatin	73%	37%	>80%	12%	14%	8%	<2%
	dsDNA	45%	28%	12%	6%	9%	<2%	<2%
Mixed	Sci-70	3%	2%	7%	<2%	16%	<2%	<2%
Cent	Centromere B	12%	3%	7%	<2%	27%	<2%	<2%
Cytoplasmic	Ribosomal P	30%	9%	7%	<2%	<2%	<2%	<2%
	Jo-1	<2%	<2%	7%	<2%	<2%	17%	<2%
BioPlex™ 2200 ANA Screen Positive Rate		94%	66%	100%	94%	66%	50%	7%

Legend: Diagnostic criteria Frequently elevated

References:

- Binder SR et al. Computer-Assisted Pattern Recognition of Autoantibody Results. 2005; Clin Diag Lab Immunol. 2005;12:1353-1357
- Moder KG et al. Measurement of Antinuclear Antibodies by Multiplex Immunoassay: A Prospective, Multicenter Clinical Evaluation. J Rheumatol 2007; 34:5:978-986
- Showman O et al. Evaluation of the BioPlex 2200 ANA Screen. Analysis of 510 Healthy Subjects: Incidence of Natural/Predictive Autoantibodies. Ann NY Acad Sci. 2005;1050:380-388
- Kavanaugh A et al. Guidelines for Clinical Use of the Antinuclear Antibody Test and Tests for Specific Autoantibodies to Nuclear Antigens. Arch Pathol Lab Med. 2000;124:71-81
- Schmerling RH. Autoantibodies in Systemic Lupus Erythematosus – there before you know it. N Engl J Med 2003;349:1499-1500
- Arbuckle MR et al. Development of Autoantibodies before the Clinical Onset of Systemic Lupus Erythematosus. N Engl J Med 2003;349:1526-1533